



door innovation


# INSULATED SII85



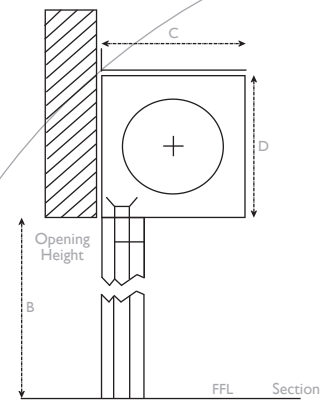
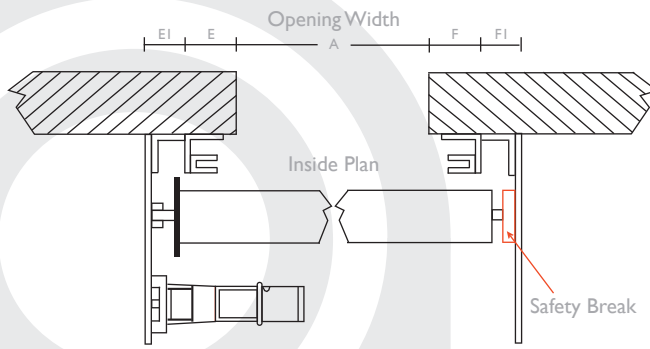
## INSULATED ROLLER SHUTTERS (SII85)

TYPICAL USES: WAREHOUSING, FACTORIES, COMMERCIAL BUILDINGS

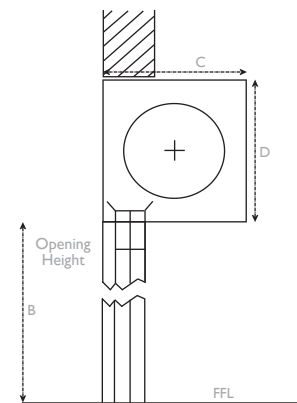
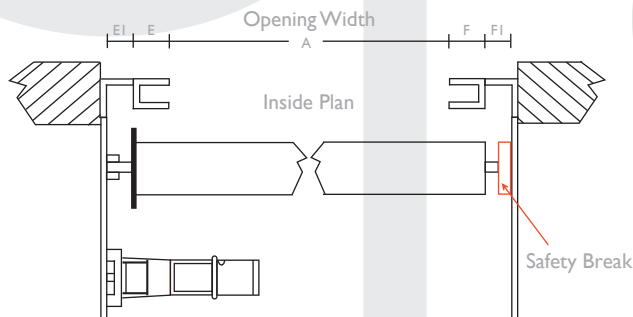
An insulated version of the commonly used Industrial Roller Shutter with a proven design over decades. The lath design incorporates an insulating thermal foam fill infill with an insulating value of 6.9 W/M.Sq.k and an acoustic value of 18 DBA to offer a smooth running Roller Shutter that conserves heat and reduces noise. Available in coloured polyester powder coating, plastisol or standard galvanised finish.



## INDUSTRIAL INSULATED ROLLER SHUTTERS FACE FIX



## INDUSTRIAL INSULATED ROLLER SHUTTERS SIDE FIX



# INSULATED ROLLER SHUTTERS (SII85)

### BARREL

For openings up to 6 metres wide. Constructed from 139mm outside diameter x 126mm inside diameter steel tube mounted on 25mm steel shaft, with steel bearings at each end. Incorporating high speed bearings. Finish one coat of Red Oxide paint.

### CURTAIN

Constructed from 85mm twin skinned interlocking galvanised steel lathes. Ribbed for strength. Each lath infilled with CFC free insulation offering thermal values 0.69W/m<sup>2</sup>k and an acoustic value of 18DBA. Curtain finished with a galvanised bottom rail with integral rubber seal.

### SIDE GUIDES

Constructed from 85mm x 3mm galvanised steel guide complete with self locking. Brush strip carrier including brush seals.

### GEARING

By means of continuous galvanised hand chain, driving mild steel sprockets connected by high speed roll chain.

### ELECTRICAL OPERATION / ELECTRICITY SUPPLY

By means of 1/2 HP up to 2 HP geared motor complete with rotary limits and emergency hand mechanism. 3 push button controls as standard. Electricity supply 240 volt 1 phase and 415 volt 3 phase.

### OPTIONAL EXTRAS

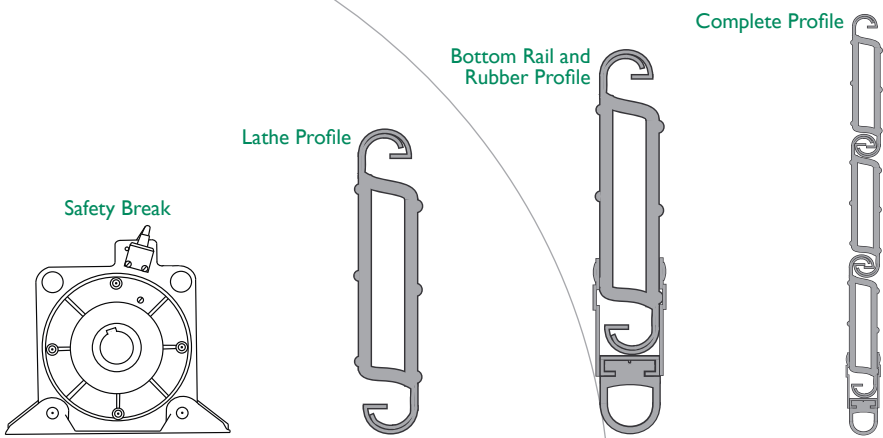
Plastisol Laths, Powder Coated Laths, Wicket Gate, Hood, Heavy Duty Weather Seal, Remote Control, Fascia, Vision Panels.

### LEGISLATION COMPLIANCE

Adhering to new legislation requiring all roller shutters to comply with the Construction Products Directive (C.P.D), all doors manufactured by BL Shutters are designed, manufactured and independently tested to meet the requirements of BS EN 13241 : 2003. For more information visit [www.blshutters.co.uk](http://www.blshutters.co.uk).

door innovation



## INDUSTRIAL INSULATED ROLLER SHUTTER PROFILE / SAFETY BREAK DETAIL



**Note:** Applications show Electrical Operation. For manual operation position of handchain is shown in **Red**. Drawings show doors left hand geared. Right hand arrangements available. Openings to flush faced. All dimensions in millimetres.

A	B	C	D	E	F	EI	FI	
Up to 4000	Up to 3600	600	400	100	100	75	75	
Up to 6000	Up to 4500	700	500	100	100	75	75	
Up to 6000	Over 5000	750	550	100	100	75	75	
Up to 6000	Over 6000	Sizes on Application						
Up to 6000								





- COMMERCIAL ROLLER SHUTTERS
- INDUSTRIAL ROLLER SHUTTERS
- FIRE ROLLER SHUTTERS
- ALUMINIUM ROLLER SHUTTERS
- HINGED SECURITY DOORS
- PVC SCREENS & DOORS
- INSULATED SECTIONAL DOOR
- GARAGE ROLLER DOORS

ADDITIONAL PRODUCTS



**BL SHUTTERS LTD**  
Carn Road, Carn Industrial Area, Portadown, Co. Armagh, BT63 5WG  
T : 028 3833 3551 F : 028 3835 0204  
E : sales@blshutters.co.uk  
[www.blshutters.co.uk](http://www.blshutters.co.uk)

